


Mending cracked or broken greenware can be a challenge with standard clay. But with paper clay, the fix is just a matter of knowing the steps to follow for great results every time.



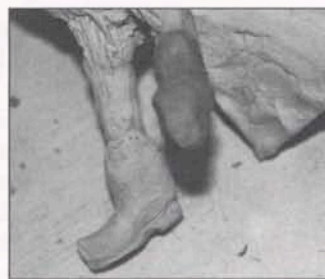
Oops! Leg is broken . . . what to do now? (No sweat)



Re-wet the leg.



Dip leg in paper clay slip.



Attach some fresh paper clay over paper clay slip on the wet part.



Model a key to fit inside the boot.



Let dry out completely overnight.



Re-moisten dry post with paper clay slip (generously).



Insert post into the boot.



Trim and fettle detail as you desire.




Let dry out and fire as normal.



Add ears or change other parts if desired.

FOR MORE



For More Information

Books

Gault, Rosette. *Paper Clay*. Philadelphia: University of Pennsylvania Press, 1998. Comprehensive reference for the studio artist.

Gault, Rosette: *Paper Clay for Ceramic Sculptors*. Seattle: Clear Light Books, 1993. Original handbook, spiral bound.

Articles

Gault, Rosette. "Amazing Paper Clay." *Ceramics Monthly* (J/J/A 1992): 96-99.

Gault, Rosette. "Rules, Rules, What Rules?" *Ceramics Monthly* (J/J/A 1996): 77-80.

Mau, Linda. "Paper Clay and Steel." *Ceramics Monthly* (May 1997): 46-47.

Internet

www.paperclayart.com/ Rosette Gault's site. Well-developed web site and a good starting point for research on the web.

www.ceramicart.com.au/paperclay.htm Comprehensive article on paper clay that first appeared in *Ceramics Technical*, by Graham Hay, an Australian clay artist using paper clay.

www.escribe.com/art/clay/search.html?qsubject=paper+clay Web site containing the search results for CLAYART messages containing the word "paper clay."

[www.escribe.com/art/clay/search.html?qsubject=paper clay](http://www.escribe.com/art/clay/search.html?qsubject=paper%20clay) Same as above but a search on the other spelling "paper clay."